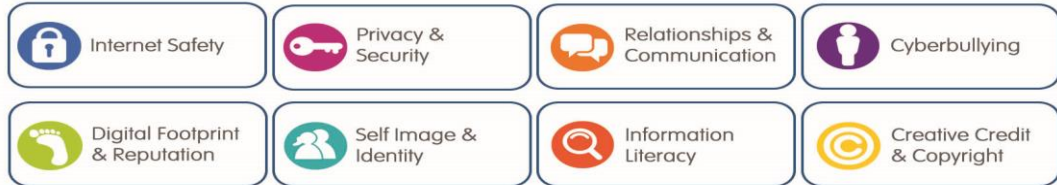



Digital Literacy & Citizenship

A free scheme of learning available at www.swgfl.org.uk/digitalliteracy




Age Category	Common Sense Media Unit	Resources	Curriculum Opportunities
<p>Yr 3</p> 	<p>1</p> <p><u>Powerful Passwords</u></p> <p>Pupils explore reasons why people use passwords, learn the benefits of using passwords, and discover strategies for creating and keeping strong, secure passwords.</p>	<p>Cybersmart - Sharing Personal Information</p> <p>Resources and lesson plans</p> <p>Budd:e - Password Power</p> <p>Lesson plan</p> <p>Microsoft - Password checker</p> <p>Password security checking tool</p> <p>Netsmartz - Password Rap</p> <p>Video</p> <p>Roboform - How secure is my password?</p> <p>Password strength checking tool</p> <p>Digizen - Perfect passwords</p> <p>Teaching resource and activities</p> <p>Roar Educate - Cooking up Passwords poster</p>	<p>English: Composition</p> <p>Perform their own compositions, using appropriate meaning and intonation so that meaning is clear.</p> <p>ICT: Reviewing modifying and evaluating work as it progresses</p> <p>Review what they and others have done to help them to develop their ideas.</p> <p>Idea: Create a password rap. Use a video or sound recorder to record, review and refine performance rap poetry.</p>

Digital Literacy & Citizenship

A free scheme of learning available at www.swgfl.org.uk/digitalliteracy




Age Category	Common Sense Media Unit	Resources	Curriculum Opportunities
Yr 3  Relationships & Communication	2 <u>My Online Community</u> Pupils explore the concept that people can connect with one another through the Internet. They understand how the ability for people to communicate online can unite a community.	Roar Educate - We're Online poster Flat Stanley - Connecting kids around the world Literacy project of sharing photographs, videos and podcasts of Flat Stanley around the world. BBC - Beaker you choose Tracey Beaker video exploring respect online UK Safer Internet Centre – Connect with Respect - Safer Internet Day 2013	PSHE – SEAL – Relationships Preparing to play an active role as citizens that they belong to various groups and communities, such as family and school. ICT Exchanging & sharing information, to share their ideas by presenting information in a variety of forms [for example, text, images, tables, sounds]. Idea: Build a digital web of their real life family friends and community connections and talk about the routes for support within their network. Who can help me when I am stuck at school? Who can I go to if I need help at home? You could use Picture Teller , Popplet or an online mapping tool.

Digital Literacy & Citizenship

A free scheme of learning available at www.swgfl.org.uk/digitalliteracy




Age Category	Common Sense Media Unit	Resources	Curriculum Opportunities
Yr 3 	3 <u>Things for Sale</u> Pupils examine product websites and understand that the purpose of the site is to encourage buying the product. Pupils learn methods used to promote products on these sites.	Childnet – What is reliable? – SMART crew Media Smart - Digital Advise Lesson plans, parents resources on websites and online advertising Google - Search Literacy – Lesson plans about safe searching Kidsmart – Safe Searching – Tips for children on how to search online	Literacy – Non Fiction – persuasion. ICT - Developing ideas and making things happen, to use text, tables, images and sound to develop their ideas. Idea: Create a webpage blog or wiki, you could use super action comic maker , http://www.thinkquest.org/en/ or any appropriate online space. Include hyperlinks, images, sounds and even video or animation clips. Link the activity to real life fund raising or community projects such as the Summer fair, Christmas performance or end of term prom.

Digital Literacy & Citizenship

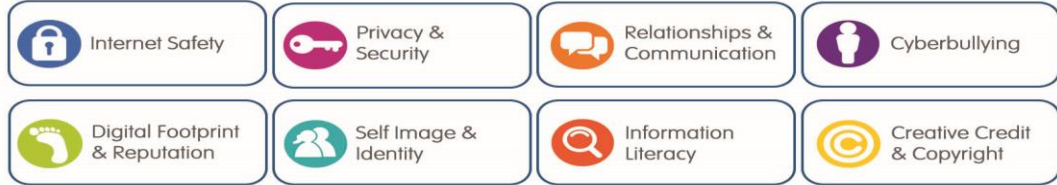
A free scheme of learning available at www.swgfl.org.uk/digitalliteracy




Age Category	Common Sense Media Unit	Resources	Curriculum Opportunities
<p>Yr 3</p> 	<p>4</p> <p><u>Show Respect Online</u></p> <p>Pupils explore the similarities and differences between in-person and online communications, and then learn how to write clear and respectful messages.</p>	<p>Roar Educate - Chatterbox poster Poster on netiquette</p> <p>CEOP - Cyber-Cafe Thinkuknow resources exploring aspects of online communication</p> <p>UK Safer Internet Centre – Connect with Respect - Safer Internet Day 2013 resource pack</p> <p>BBC – Beaker you choose – videos exploring respect online</p>	<p>PSHE – SEAL – New Beginnings – Create a class charter for communication based on positive rules.</p> <p>Literacy – Speaking Explain ideas and processes using imaginative and adventurous vocabulary and non-verbal gestures to support communication Listening and responding. Listen to others in class, ask relevant questions and follow instructions.</p> <p>Idea: Class communications charter focuses on the way that members of the group talk to one another and listen and respond to one another. This could be developed to support learning buddies, peer to peer mentoring, cross phase buddies etc.. You could present this as a video using a simple flipcam.</p>

Digital Literacy & Citizenship

A free scheme of learning available at www.swgfl.org.uk/digitalliteracy



Age Category	Common Sense Media Unit	Resources	Curriculum Opportunities
<p>Yr 3</p> 	<p>5</p> <p><u>Writing Good Emails</u></p> <p>Pupils learn how to communicate effectively by email, taking into account the purpose and audience of their message, and the tone they want to convey.</p>	<p>Get Safe Online - Spam and scam email Information for teachers and parents</p> <p>Childnet – What should you accept? SMART Crew video</p>	<p>English: Composition Use organizational and presentational devices to structure text and guide the reader.</p> <p>PSHE: SEAL Getting on and falling out</p> <p>Idea: Design a glossary for online terminology, include emoticons :), :(, capitalization = shouting, and acronyms such as LOL.</p>